



Mitchell Elementary Library

HOW TO ACCESS THE TPS DATABASES

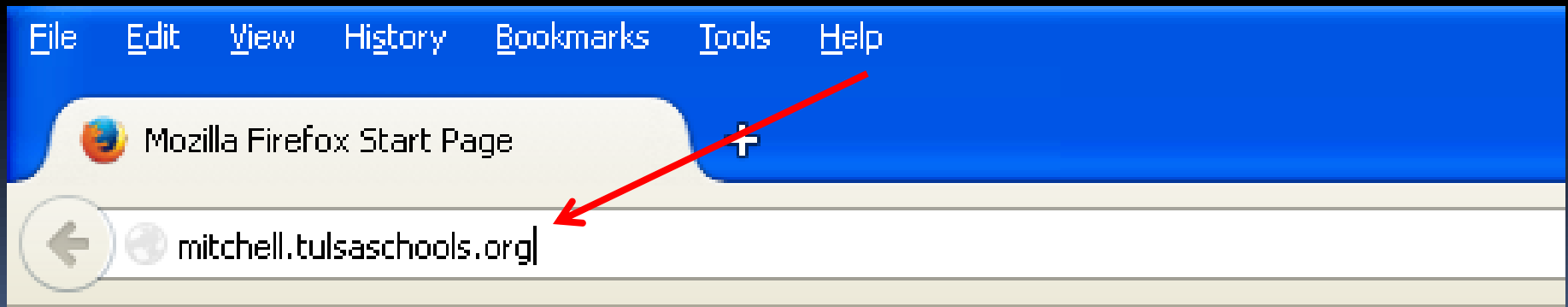
Step 1: Open Mitchell Website

- IF you're IN THE LIBRARY
 - Open Google Chrome (the beach ball)



- IF you're NOT in the library

- Open any internet browser
- Type mitchell.tulsaschools.org in the address bar



Step 2: Open Catalog

- Either way, you should be here:

The screenshot shows a web browser window displaying the Mitchell Elementary School website. The browser's address bar shows the URL mitchell.tulsaschools.org. The website features a blue header with the school's name, address, and phone number, along with a banner image of children looking out of a porthole. Below the header is a navigation menu with buttons for Home, Calendar, Staff Directory, Library, PTA, and For Kids. The main content area includes a "Catch the Mitchell Spirit!" section with a silhouette of a superhero and a text box about General Billy Mitchell. At the bottom, there are sections for "Upcoming Events at Mitchell" and "Announcements". The Windows taskbar at the bottom shows the Start button and several open applications, including a presentation and the Mitchell Elementary School website.

Mitchell Elementary School
733 NORTH 73 EAST AVENUE, TULSA, OK 74115 - PHONE: 918-833-8740

Mitchell Mustangs - Riding High to the Top!

Select Language

Home Calendar Staff Directory Library PTA For Kids

Catch the Mitchell Spirit!

Mitchell Elementary School

General Billy Mitchell was an Army officer who assisted General John J. Pershing in forming the American Expeditionary Forces' aviation program. This program later became the United States Air Force.

He advocated looking and thinking ahead. Mitchell personified bold imagination and clear vision which has historically been the hallmark of America's greatest military airmen.

Mitchell Elementary proudly displays his name as we, too, strive for visionary greatness! Go Mustangs!

Upcoming Events at Mitchell

Sep 9 — 15 2014

Announcements

The Search is On: Child Find for Gifted and Talented Services

Step 2: Open Catalog

- Put your mouse over the "Library" tab



The screenshot shows the Mitchell Elementary website. At the top, a blue banner reads "Mitchell Mustangs - Riding High to the Top!". Below the banner is a navigation bar with tabs for "Home", "Calendar", "Staff Directory", "Library", "PTA", and "For Kids". A red arrow points to the "Library" tab. A dropdown menu is open under "Library", listing several options: "Online Catalog", "Destiny Quest", "E-book Catalog", "Virtual Library", "Safari Montage", "Tulsa City-County Library Catalog", and "Classroom Resources". A second red arrow points to the "Virtual Library" option. The website also features a "TULSA PUBLIC SCHOOLS" logo and a "Well Spirit!" slogan with a silhouette of a person jumping. A paragraph of text is visible below the menu, starting with "He advocated looking and thinking ahead. Mitchell personified bold imagination and has historically been the hallmark of America's greatest military airmen."

- Click on "Virtual Library"

Step 3: Sign In

- Username: start
- Password: library
- Click "Login"

Library Links
Online Databases
Library Catalogs
Safari Montage
Online Search Tips
Digital Citizenship
Tulsa Reads Millions

LIBRARY MEDIA SERVICES
Access TPS digital resources using the login below.

Start Here

Username:

Password:

[Tulsa Reads Millions](#)

Mission
The mission of the Tulsa Public Schools' Library Media Services is to promote the skills, experiences, and confidence that will enable children and young adults to use libraries and information resources for lifelong learning.

PARENTS RELATED STORIES

9/17/2014
TPS shares Oklahoma A-F School Report Card Grades

9/12/2014
TPS hires Robert Swain as campus police chief

9/9/2014
Eliot strengthens bond with community with Shop. Dine. Love. Brookside.

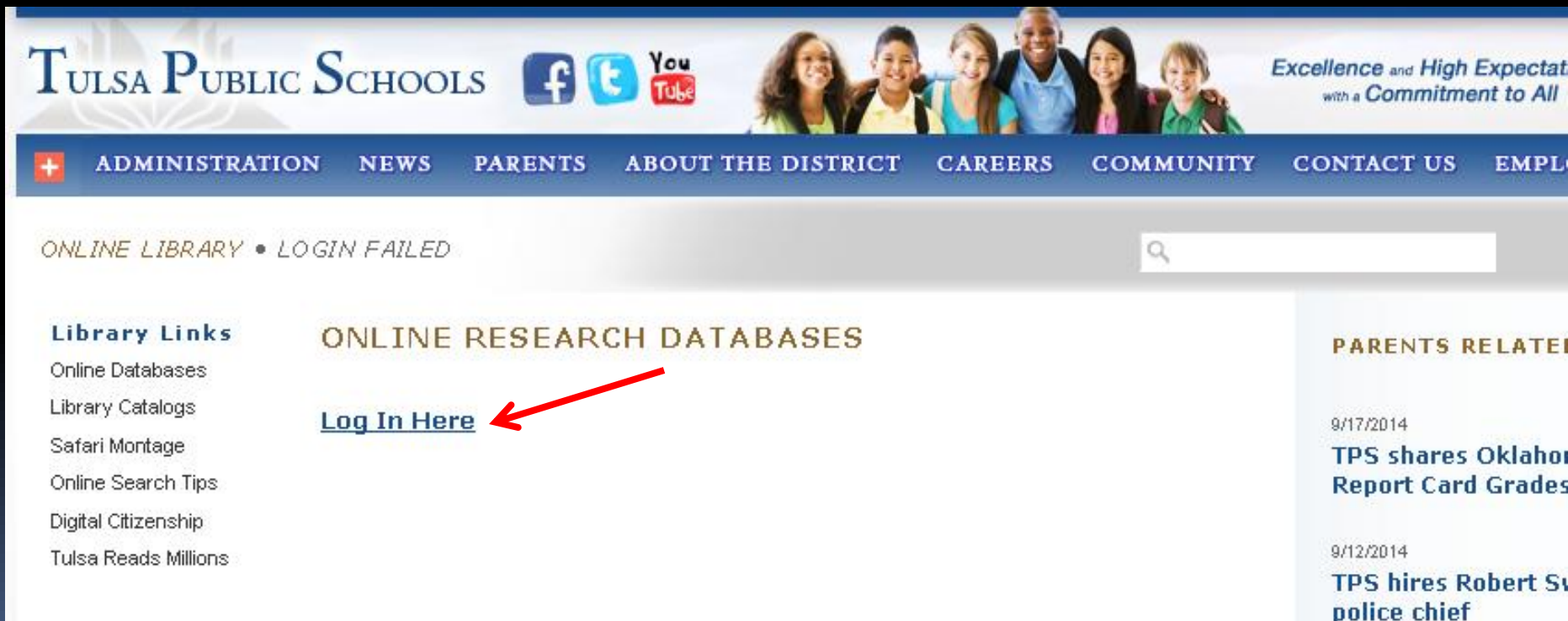
[READ ALL DISTRICT NEWS ITEMS](#)

PARENTS RELATED VIDEOS





Festival Hispano at Eisenhower

Step 3: Sign In

- If this screen happens, click “Log In Here”
- Sign in again using the same username and password



The screenshot shows the Tulsa Public Schools website header with the logo, social media icons for Facebook, Twitter, and YouTube, and a group photo of students and staff. The navigation menu includes links for Administration, News, Parents, About the District, Careers, Community, Contact Us, and Employment. Below the navigation is a search bar and a message that reads "ONLINE LIBRARY • LOGIN FAILED". The main content area is divided into three columns. The left column, titled "Library Links", lists various resources. The middle column, titled "ONLINE RESEARCH DATABASES", contains a blue underlined link "Log In Here" with a red arrow pointing to it. The right column, titled "PARENTS RELATED", shows two news items with dates and headlines.

TULSA PUBLIC SCHOOLS     *Excellence and High Expectations
with a Commitment to All*

+ ADMINISTRATION NEWS PARENTS ABOUT THE DISTRICT CAREERS COMMUNITY CONTACT US EMPLOYMENT

ONLINE LIBRARY • LOGIN FAILED

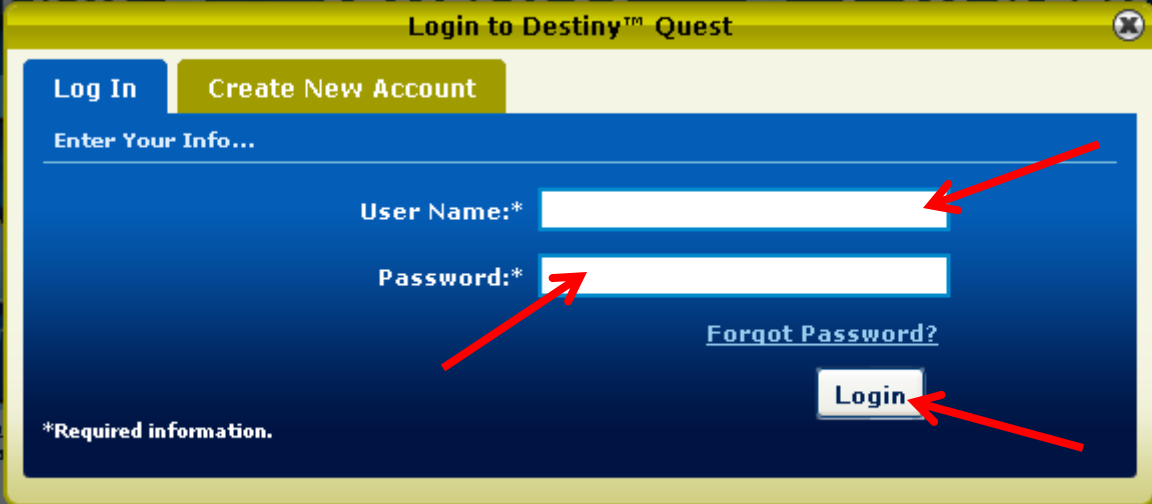
Library Links
Online Databases
Library Catalogs
Safari Montage
Online Search Tips
Digital Citizenship
Tulsa Reads Millions

ONLINE RESEARCH DATABASES
[Log In Here](#)

PARENTS RELATED
9/17/2014
TPS shares Oklahoma Report Card Grades
9/12/2014
TPS hires Robert St. police chief




Step 3: Sign in

- Type in your username:
 - Your ID number
- Type in your password:
 - Your last name WITH the FIRST letter capitalized.
- Click "Login"



The screenshot shows a web browser window titled "Login to Destiny™ Quest". The window has a yellow border and a close button in the top right corner. Inside the window, there are two tabs: "Log In" (selected) and "Create New Account". Below the tabs, the text "Enter Your Info..." is displayed. There are two input fields: "User Name:*" and "Password:*". A red arrow points to the "User Name" field, another red arrow points to the "Password" field, and a third red arrow points to the "Login" button. Below the "Password" field, there is a link that says "Forgot Password?". At the bottom left of the form, there is a note: "*Required information." The background of the browser window shows a library website with various book covers and a "NEXT" button.

Step 4: Pick Your Database

- PebbleGo is for young readers 
- Britannica School Edition for everyone 
- World Book Web for older students 
- None of these have what you need? Start exploring!